

***OFFICIAL LAUNCH OF MULTIPLE  
INDICATOR CLUSTER SURVEY (MICS)  
2000 REPORT***

***BY***

***HON. PROF. PETER ANYANG' NYONG'O,  
MINISTER FOR PLANNING AND  
NATIONAL DEVELOPMENT***

## ***MICS 2000 SURVEY OBJECTIVES:***

- **Monitor achievements of the *World Summit for Children* goals**
- **Strengthen local level programme monitoring, and provide basis for designing intervention programmes.**
- **Satisfy national and international level goal monitoring needs by producing rapid results at low cost for measuring status on most indicators through a nationally representative sample.**

# ***MICS 2000 OBJECTIVES***

- **Strengthen existing national capacities for generating monitoring indicators for assessing progress for children and women.**
- **Facilitate international comparison of achievement of WSC goals by using results from individual countries.**

# KEY SURVEY FINDINGS

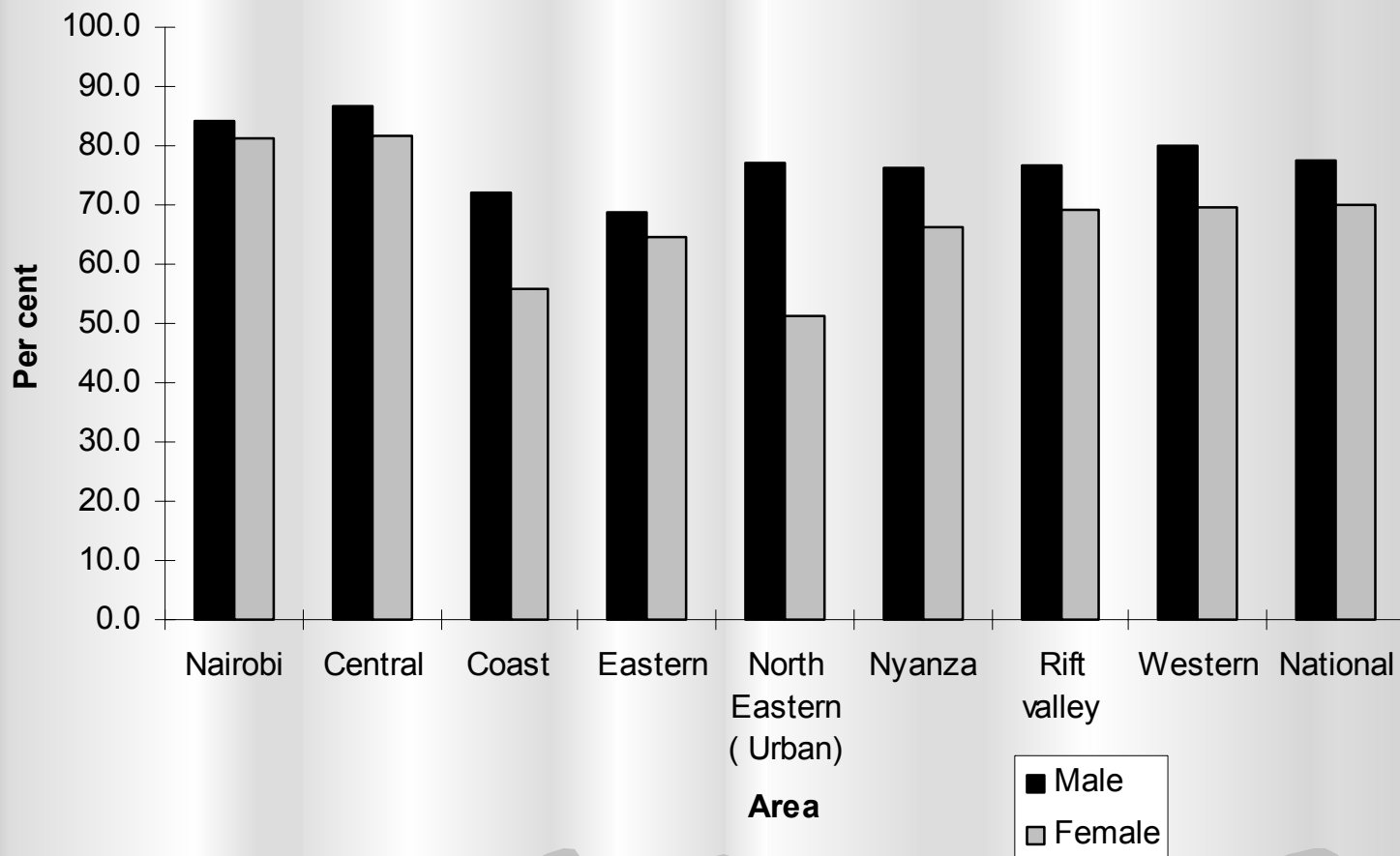
## ***Infant and Under 5 Mortality***

- Infant mortality rate recorded 67.4 deaths per 1,000 in year 2000, compared to 70.7 in 1998 and 58.6 in 1989.
- Under 5 mortality rates has deteriorated since 1989 from 90.9 (KDHS) to 105.4 per 1000 in 2000.

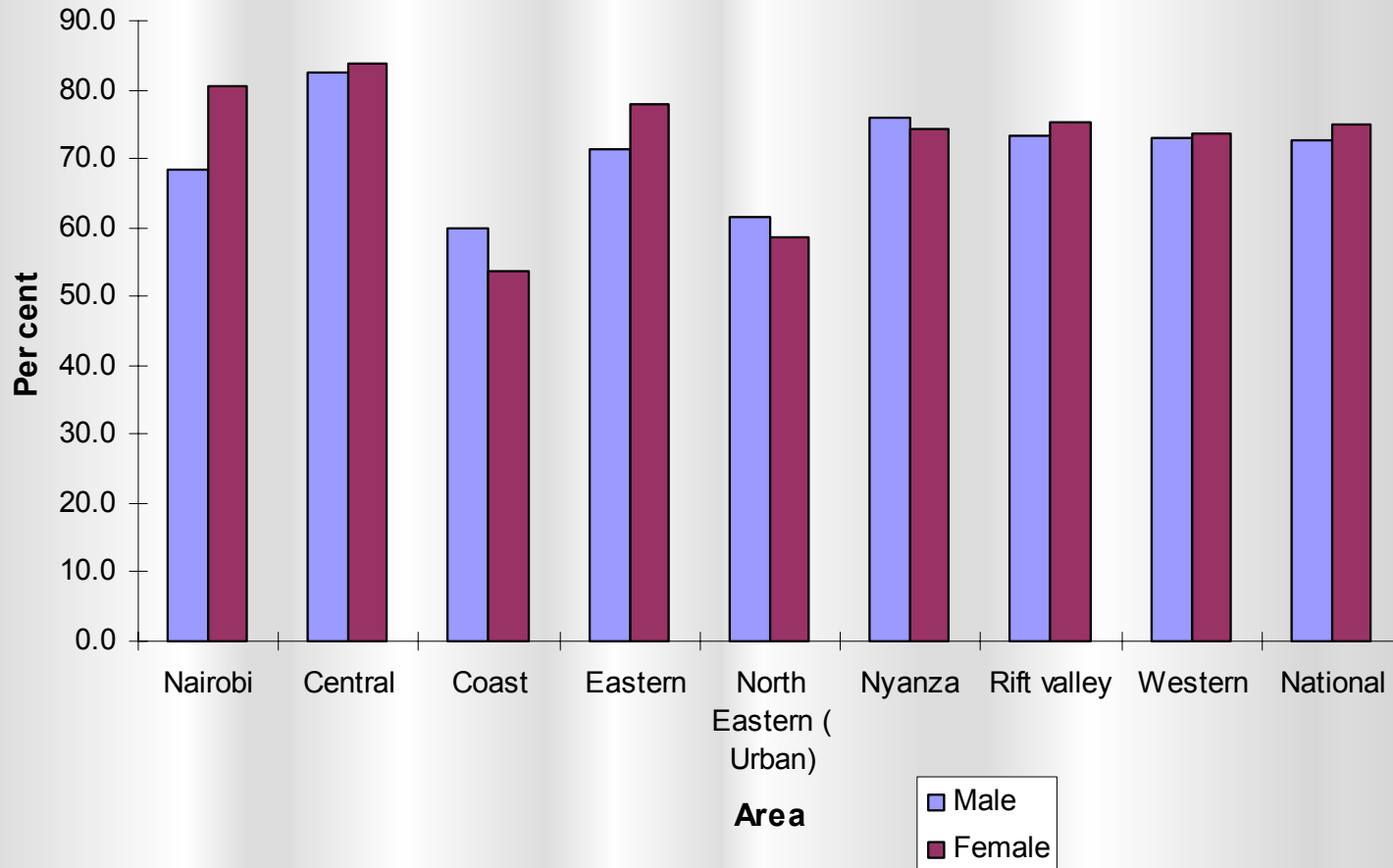
## ***Education***

- ◆ Net primary school enrolment declined from 80 per cent in 1990 to 73.7 per cent in 2000.
- ◆ The proportion of children reaching Grade 5 increased from 67.8 per cent in 1990 to 88.9 per cent in 2000.
- ◆ The majority (73.7 per cent) of the population aged over 15 years are literate.

# *Percentage of the population aged 15 years and older that is literate, by region and gender (2000)*



# *Percentage of children of primary school age attending primary school, by region and gender (2000)*



## ***Education Cont'd***

- ◆ Secondary education for women has a strong positive relationship with the quality of care given to children, knowledge with respect to HIV/AIDS, under 5 mortality and nutritional status of children.

# ***Child Nutrition***

- Children whose mothers have secondary or higher education are the least likely to be under weight and stunted compared to children of mothers with less education or no education.

## ***Immunisation coverage***

- ❑ 76 per cent of children under 5 received a dose of DPT and measles immunization.
- ❑ 73 per cent of children received polio immunisation.
- ❑ 91 per cent of children aged 12-23 months received BCG, a vaccination against TB by the age-of 12 months.
- ❑ Vaccination coverage is highest among children whose mothers have secondary or higher education.

## ***Water and Sanitation***

- ❖ Access to safe drinking water has improved from 48.1 per cent in 1990 to 54.8 per cent in 2000.
- ❖ Access to proper sanitation has slightly deteriorated from 84.1 per cent in 1992 to 81.1 per cent in 2000.
- ❖ Provincial analysis show that Central and Western provinces had better access to sanitary means while Coast and Nyanza provinces are worse off.

## ***Salt Iodisation***

- Approximately 91 per cent of households in Kenya use iodized salt.
- The percentage of households with adequately iodized salt ranges from 82.3 to 90.3 per cent in Central and Rift Valley provinces, respectively.

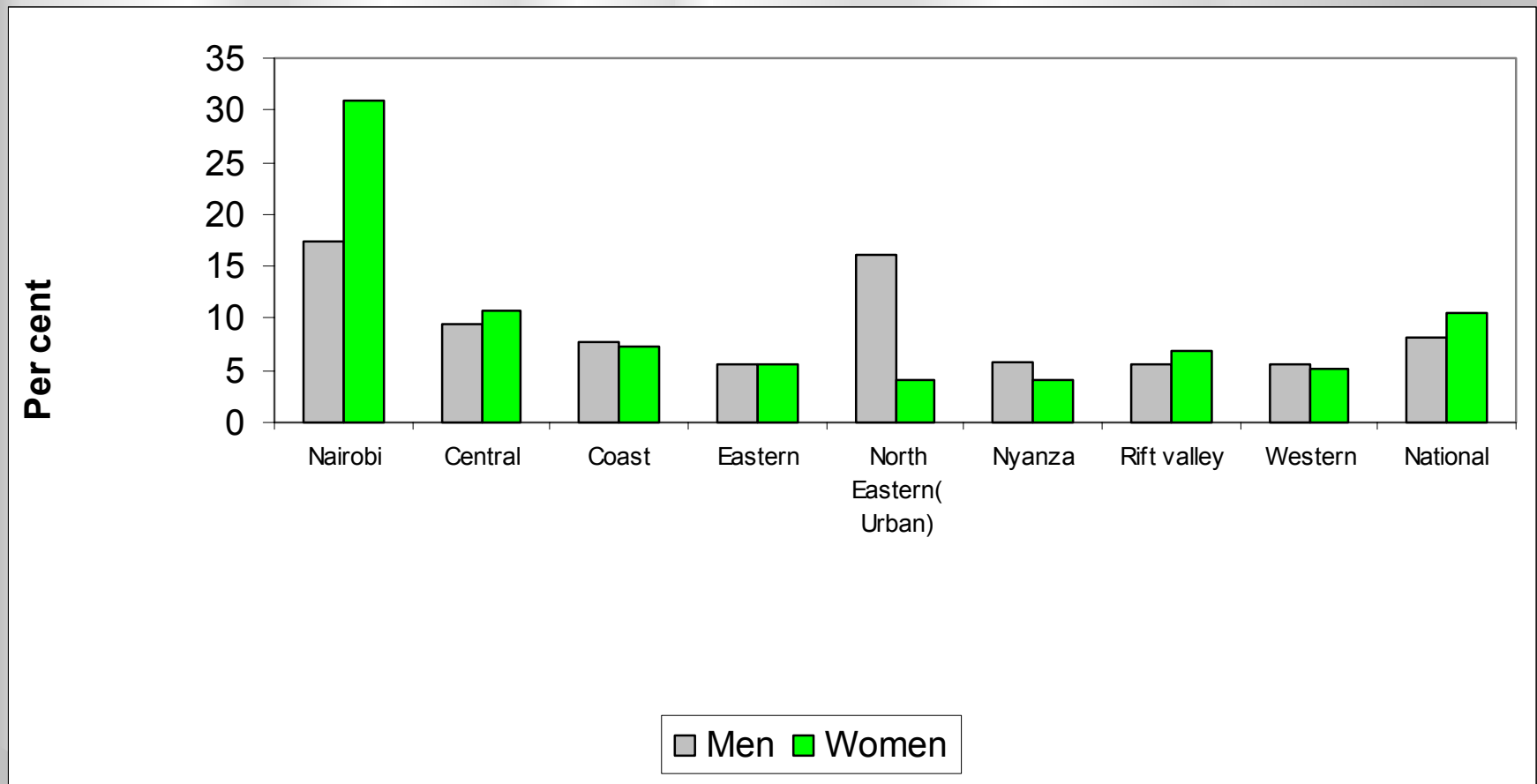
## ***Malaria***

- ❖ The results show that 82.5 per cent of under five children did not slept under a bed net the night prior to the interview.
- ❖ About 17.5 per cent of the bed nets used are treated with insecticide.
- ❖ About 64.4 per cent of malaria cases had some appropriate treatment.

# ***HIV/AIDS Knowledge (men and women)***

- ❖ Fifty nine (59.1) per cent of men aged 15-54 knew all the three main ways of preventing HIV transmission having only one uninfected sexual partner, using a condom every time one has sex and abstaining from sex.
- ❖ Forty six (46.2) per cent of women aged 15-49 knew all the three main ways of preventing HIV transmission having only one uninfected sexual partner, using a condom every time one has sex and abstaining from sex.

# *Proportion of Men and women tested for HIV/AIDS by region (2000)*



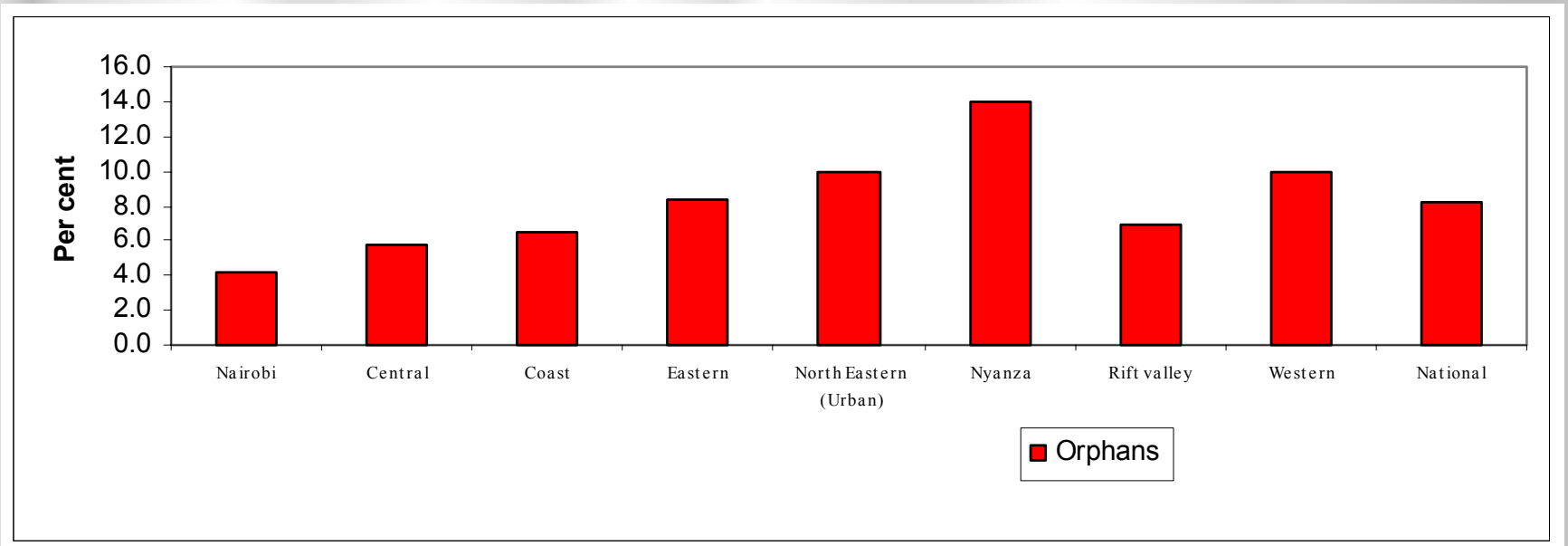
## ***Birth registration***

- ❖ About 63 per cent of children under five years have their births officially notified
- ❖ Only 13.5 per cent of the children have birth certificates.

# ***Orphanhood and living arrangement of children***

- ❑ Overall, 65.7 per cent of children aged 1-14 years were living with both parents
- ❑ 6 per cent were not living with a biological parent while 8.3 per cent have one or both parents dead.
- ❑ 16.4 per cent live with their mother alone although the father is alive.

# *Percentage of Orphaned children by province, 2000*



## *Way Forward*

- There is need to conduct situation analysis overtime to monitor the World Summit for Children goals.

**Thank You**